

Installation

The Tigerloop® Bio should be installed, using the supplied bracket, in an upright position close to the burner. However, it should not be exposed to temperatures in excess of 70°C. It should not, therefore, be installed on an uninsulated boiler or furnace or above the cover of a firebox or flue pipe. It must be mounted firmly in a straight upright position. Fuel resistant lines must be used for connection between the fuel pump and the Tigerloop® Bio. Use the arrows under the inlet and return ports of the Tigerloop® Bio as a reference to avoid incorrect piping. The suction line should be pressure tested to ensure that it is completely tight. However, **the Tigerloop® Bio must not be connected during pressure testing.**

The appropriate dimension of the suction line depends on pipe resistance and suction head. The decisive elements for determining the pipe resistance are the length and size of the pipe and the capacity of the fuel burner nozzle. In a one-pipe system, the flow of the suction line is identical to the nozzle capacity.

*	Ø 4 ***	Ø 5 ***	Ø 4 ***	Ø 5 ***	Ø 6 ***	Ø 5 ***	Ø 6 ***	Ø 6 ***	Ø 8 ***
**	**	**	**	**	**	**	**	**	**
0,0	100	100	94	100	100	100	100	100	100
-0,5	100	100	83	100	100	100	100	100	100
-1,0	100	100	72	100	100	88	100	91	100
-1,5	100	100	61	100	100	75	100	78	100
-2,0	100	100	50	100	100	61	100	64	100
-2,5	79	100	39	96	100	48	100	50	100
-3,0	57	100	28	69	100	35	72	36	100
-3,5	35	85	18	43	89	21	44	22	70
-4,0	13	32	7	16	33	8	17	8	26
	2,5 kg/h		5 kg/h			10 kg/h		20 kg/h	
	30 kW		60 kW			120 kW		240 kW	

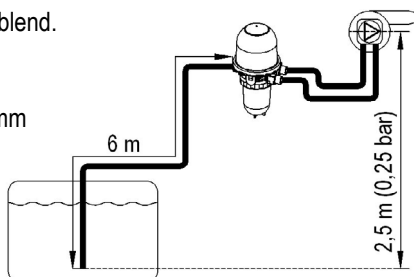
This table is valid for B30K blend.

* Height in m

** Max pipe length in m

*** Inner pipe dimension in mm

Suction height should not exceed 4 m as this may lead to pump problems.



When sizing the suction line from the tank to the burner, it is important that the total resistance does not exceed the capacity of the fuel pump.

Note that choosing too large diameter of a suction line should be avoided as air/gas pockets may form resulting in a loss of siphon effect. The result is that the fuel runs only in a thin stream along one side in the descending portions of the pipe. In such cases, it is not the height from the tank to the burner which should be considered in calculated suction head, but rather all ascending portions of the pipe, including the suction line in the tank (see fig. 3).

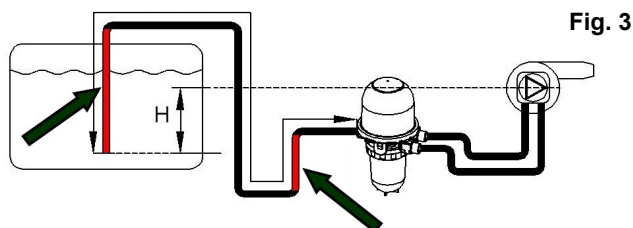


Fig. 3

In order to avoid possible problems, each burner or appliance should have its own separate suction line. Also, we recommend one Tigerloop® Bio for each burner. Remember to use nozzle capacity (fuel consumption) to calculate the dimension of the suction line.

Connecting the top for venting away de-aerated air/gas

The Tigerloop® Bio is supplied as standard with a nipple at the top which has 1/4" inner threading. This nipple has been installed from the factory with Loctite and should not be loosened or removed. A fire resistant pipe (copper for example) must be fitted and sealed tight to this nipple.

For indoor installations (see Fig. 1.)

The venting pipe should run from the top of the Tigerloop® Bio external to the building and the end of the pipe should point downward to avoid water or dirt from entering the pipe.

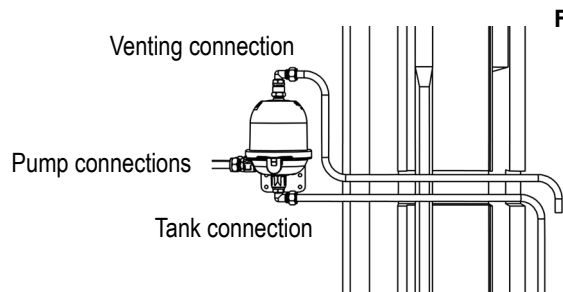


Fig. 1

For outdoor installations (see Fig. 2)

The end of the venting pipe should point downward to avoid water or dirt from entering the pipe.

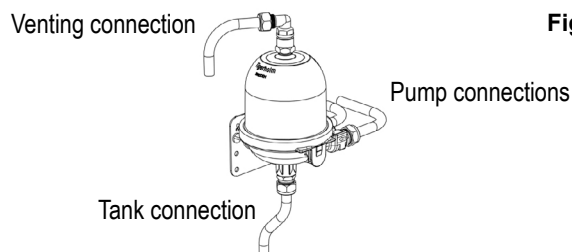


Fig. 2

Trouble shooting

Burner shuts off

Possible causes:

1. Suction leakage. Check all connections and lines.
2. The feed line can be empty. Start the burner by pushing the reset button and let it run. If the burner trips out, wait and reset. Repeat a couple of times. The burner should not run without oil for more than 5 minutes.
3. The tank is almost empty.
4. Incorrectly dimensioned suction line.

Noise from the burner pump

Possible causes:

1. Suction leakage. Check all connections and lines.
2. Too high suction head.

Fuel is not sucked up from the tank

Possible causes:

1. Large suction leakage. Check all connections and lines.
2. Too high suction head.
3. The bypass plug is not installed in the oil pump. Fit the plug.

Since today's fuel qualities place a very high demand on materials, the Tigerloop is to be replaced after 10 years.

Caution

Liquid bio fuels must not contain alcohol.

The installation must be performed by a qualified technician familiar with local codes and ordinances and licensed by proper authority where applicable.